


18

ANNUAL REPORT 2018

RAPPORT ANNUEL | MEMÒRIA ANUAL | MEMORIA ANUAL



Port de Barcelona





Mercè Conesa

President of the Port of Barcelona

Port activity broke records once again in 2018. Total traffic, containers, liquid bulk, ro-ro cargo and passengers all enjoyed the best results yet in the history of the Port of Barcelona.

Many factors contributed to these excellent results, which position us as Western Europe's fastest-growing port. The strategy adopted by the facility, the infrastructure enlargement and the desire to increase the efficiency and sustainability of the logistics chains that pass through the Port are some of the elements that partly explain the success we have achieved.

Beyond the figures, it is important to highlight other underlying aspects, such as the consolidation of exports. This is also clearly shown by the Port's traffic flow results.

The traffic and economic figures show the key contribution the Port of Barcelona makes to the economy and productive fabric of our surrounding area, but our contribution is also vital in the social and environmental field.

We are convinced that the various initiatives rolled out in 2018 will allow us to make more progress in terms of our strategy and to increase the significant value that we, as Catalonia's main transport infrastructure, contribute to our economy and to our society as a whole.

ANNUAL REPORT 2018

The annual report includes the key data about the activity of the Port of Barcelona during 2018.

The analysis of the progression in traffic and the details of the economic and social actions show that the Port of Barcelona has consolidated its growth as the main transport and services infrastructure in Catalonia.



Economic results


Financial year 2018 closed with **net profit totalling €53.7 million**, a year-on-year increase of 9%.

Outturn for the financial year (Million EUR)	2018	2017	Variation	%Var
Operating profit	51.4	47.8	3.6	8%
Financial results	2.3	1.7	0.6	36%
Total	53.7	49.5	4.2	9%



Net turnover was **€ 173.5 million**, up 4% on the previous year.

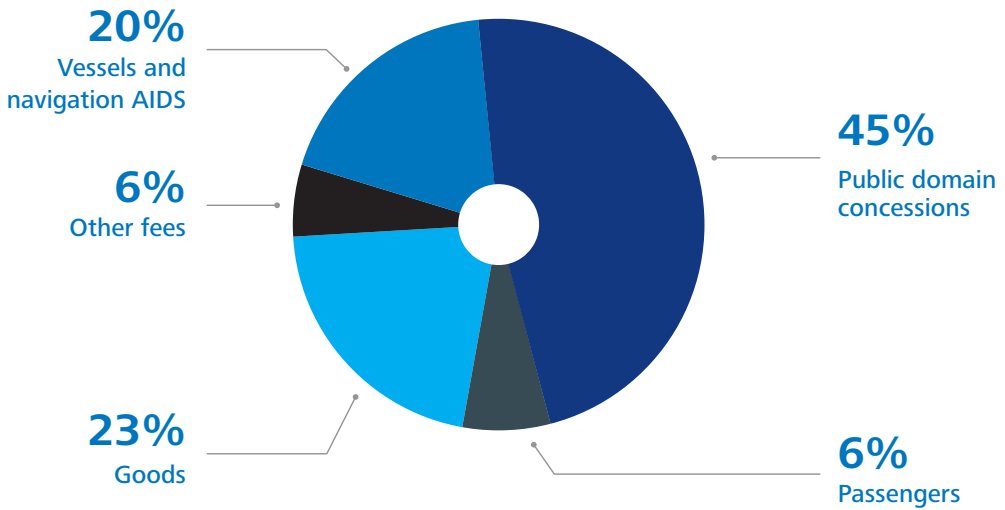
173.5 million





Net revenues

173,527 Thousand EUR



+4%

Earnings before interest, tax, depreciation and amortization (EBITDA) totalled **€ 108 million (+4%)** and the funds from operations generated operational cash flow of **€ 102.5 million (+4%)**.



Traffic data

The Port of Barcelona handled **67.7 million** tonnes of traffic, **up 10%** compared to 2017 and marks a new record for the Port.



CONTAINERISED CARGO

Over **3.4 million TEU** (+15%).

Exports **up 7%**

Imports **up 3.5%**

Transshipment containers **up 35%**



LIQUID BULK

A new activity record was set, with **15.2 million tonnes**, and a growth of **5%**.



DRY BULK

This remained fairly stable regarding agricultural products and recorded a slight fall in export traffic of cement and potash.



SHORT SEA SHIPPING

This involved more than **400,000 intermodal transport units (UTI)**, marking an increase of **3.7%**.



PASSENGERS

The Port of Barcelona received a total of **4.5 million passengers**, almost **9%** more than in 2017.

1.4 million travellers (+2%) used regular line ferries.

3 million passengers (+12%) were cruise-goers.

Environmental sustainability

We continued making progress in the various European projects we are leading to promote liquefied natural gas as a mobility fuel for ships, trucks and terminal machinery.


Significant advances were made in the implementation of the Air Quality Improvement Plan, which includes actions aimed at reducing the emissions of polluting gases and particulates.

In 2018 more than 262,000 containers (+8%) and close to 264,000 cars (+11%) entered or left the port area by train, making an annual saving of 55,200 tonnes of CO₂.



-55,200 tonnes





Port de Barcelona

www.portdebarcelona.cat